



Please contact your Rexnord representative with any questions:

Rexnord FlatTop Europe
Einsteinstraat 1, 2691 GV 's-Gravenzande
The Netherlands
Phone: +31 174 445 111
After Hours Emergency
Phone: +31 174 445 112
(including countries not listed)

Rexnord FlatTop Italy
Phone: +39 0522 639333

Rexnord FlatTop Germany
Phone: 0800 588 8083

Rexnord FlatTop France
Phone: 0805 540 444

Rexnord FlatTop India
Phone: +91 040 23078243

Rexnord FlatTop China
Phone: +86 21 52436100

Rexnord FlatTop North America
1272 Dakota Drive
Grafton, WI, 53024 USA
Phone: 1-262-376-4600

www.rexnord.com
www.rexnordflattop.com

Rexnord 1001-84mm Series MatTop Chain for Container Handling Applications

Rexnord FlatTop continuously develops solution-oriented, innovative conveyor chain and components to meet the increasing performance demands of high-speed and mass-flow conveyors in the beverage and food industries. Our Rexnord® 1001-84 millimeter (mm) Series MatTop® Chain provides an optimized design for high-speed critical conveying applications, such as pressureless combiners and decombiners.

Improved container handling

Rexnord 1001-84mm Series MatTop Chain is designed with excellent flatness to increase the stability of even the most critical beverage container shapes and materials, such as PET bottles. The chain is available in two surface executions: flat top (closed top) and flush grid (perforated top) and is available in Rexnord engineered plastics: XLG, PSX®, DRY-PT®, HP™ and DKA.

Plugless design


The connecting pins are self-locking and pins can be inserted from both sides and secured by hand. This makes chain installation and maintenance fast and easy. Pins can be inserted and locked by hand, meaning no additional tools are needed.

Compatibility

The Rexnord 1001-84mm Series MatTop Chain can be installed in original industry standard conveyor setup and sprockets without any modifications. The chain cannot be connected with the Rexnord 1000-84mm Series MatTop Chain.

Superior performance in dynamic, high-speed container conveying applications, including:

- High-speed single track conveying
- Pressureless combiners and decombiners



Rexnord DRY-PT1001-84mm Series MatTop Chain



Rexnord PSX1001-84mm Series MatTop Chain

Features and benefits:

Excellent flatness

- The Rexnord 1001-84mm Series MatTop Chain design offers excellent flatness to increase the stability of even the most critical beverage containers

Maintenance

- The Rexnord 1001-84mm Series MatTop Chain length can be optimized per pitch for the required conveyor length, with the optimal catenary size

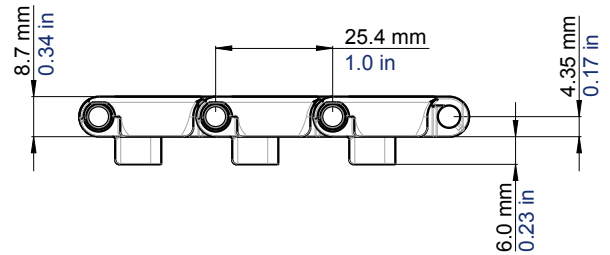
Compatibility

- Current conveyors equipped with Rexnord 1000 Series 84mm Double Positrack® MatTop Chain can be retrofitted with the Rexnord 1001-84mm Series MatTop Chain without any change to the conveyor setup
- The Rexnord 1001-84mm Series MatTop Chain runs on the same sprockets as the Rexnord 1000 Series MatTop Chain

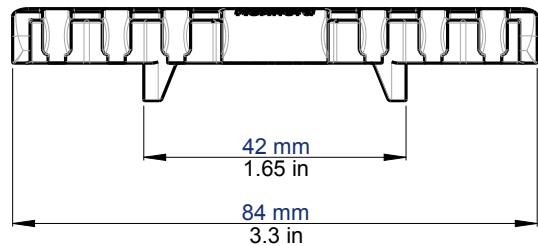
Easy installation

- Easy and fast installation, since the pins are self-locking
- Pins can be inserted from both directions
- Pins can be inserted and locked by hand

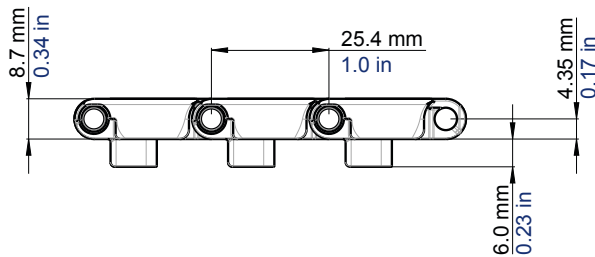
Rexnord 1001-84mm Series MatTop Chain side view



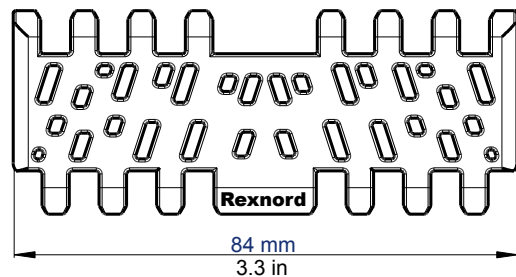
Rexnord 1001-84mm Series MatTop Chain front view



Rexnord 1001 Series Flush Grid MatTop Chain side view



Rexnord 1001 Series Flush Grid MatTop Chain top view



Rexnord 1001-84mm Series FlatTop Chain Material Overview

Chain Type	Material	Code Number	Working Load (max)		Weight	Backflex Radius (min)	Temperature Range °C	
			lbs / N	lbs/ft / kg/m			in / mm	Dry
DRY-PT1001FT-84MM_MTW_PT-1DP	DRY-PT	10522806	337 / 1500	0.40 / 0.59	1.00 / 25.4			
PSX1001FT-84MM_MTW_PT-1DP	PSX	10522807	337 / 1500	0.40 / 0.59	1.00 / 25.4			
XLG1001FT-84MM_MTW_PT-1DP	XLG	10522808	337 / 1500	0.40 / 0.59	1.00 / 25.4	4 to 80	4 to 65	
HP1001FT-84MM_MTW_PT-1DP	HP	10522812	337 / 1500	0.40 / 0.59	1.00 / 25.4			
DKA1001FT-84MM_MTW_PT-1DP	DKA	10522795	337 / 1500	0.40 / 0.59	1.00 / 25.4			

Rexnord 1001-84mm Series Flush Grid Chain Material Overview

Chain Type	Material	Code Number	Working Load (max)		Weight	Backflex Radius (min)	Temperature Range °C	
			lbs / N	lbs/ft / kg/m			in / mm	Dry
DRY-PT1001FG-84MM_MTW_PT-1DP	DRY-PT	10522829	337 / 1500	0.38 / 0.57	1.00 / 25.4			
PSX1001FG-84MM_MTW_PT-1DP	PSX	10522830	337 / 1500	0.38 / 0.57	1.00 / 25.4			
XLG1001FG-84MM_MTW_PT-1DP	XLG	10522831	337 / 1500	0.38 / 0.57	1.00 / 25.4	4 to 80	4 to 65	
HP1001FG-84MM_MTW_PT-1DP	HP	10522834	337 / 1500	0.38 / 0.57	1.00 / 25.4			
DKA1001FG-84MM_MTW_PT-1DP	DKA	10522828	337 / 1500	0.38 / 0.57	1.00 / 25.4			